

Welcome to WebAssign!



1st Day of Class

How to Self-Enroll in WebAssign

- Go to <https://webassign.net/login.html>.
- Click **I Have a Class Key**.

WebAssign Login

Welcome to WebAssign!


Use the username, institution, and password provided by your instructor or account representative.

Username

Institution [\(what's this?\)](#)

Password [\(Reset Password\)](#)

[LOG IN →](#) [\(Trouble Logging In?\)](#)



Students: If your instructor gave you a Class Key, add yourself to that class here.

[I HAVE A CLASS KEY →](#)

Enter and Submit the Class Key

- Your Class Key is:
- Enter the class key in **Class Key**.
 - **cuyamaca 8076 9117**
- Click **Submit**.

WebAssign

Thursday, May 20, 2010 01:26 PM

Enter the Class Key that you received from your instructor. You will only need to complete this once. After you have created your account, you can log in on the main page.

Class Key

Class Keys generally start with an institution code, followed by two sets of four digits.

Submit

Verify Class Information

- If the correct course and section is not listed, check with your instructor.

WebAssign

Thursday, May 20, 2010 02:55 PM



Your Class Key has been recognized.

Yes, this is my class.

No, this is not my class.

Verify that this is your class information.

Course: PHY101

Instructor: Dr. Deborah Taylor

WebAssign University


Adding Yourself to the Class

- If you have used WebAssign before, follow the instructions on **Use Your Existing Account**.

- If you are new to WebAssign, follow the instructions on **Create A New Account, Enter New Account Information, and Remember Your Login!**

Use Your Existing Account

- Click **I already have a WebAssign account**, and then log in.

 Your Class Key has been recognized.


Verify that this is your class information.

Course: PHY101

Instructor: Dr. Deborah Taylor

WebAssign University

I need to create a WebAssign account.

 **IMPORTANT:** If you have already created a WebAssign account for this class, do not create another account. **Creating duplicate accounts may cause you to lose work you have already completed.** If you are having problems logging in, you may [contact WebAssign for assistance](#) or [reset your password](#) online.

I already have a WebAssign account.

Username

Institution


Password

Continue

Cancel

Create a New Account

- Click **I need to create a WebAssign account**, and then click **Continue**.

 Your Class Key has been recognized.


Verify that this is your class information.

Course: PHY101

Instructor: Dr. Deborah Taylor

WebAssign University

I need to create a WebAssign account.

 **IMPORTANT:** If you have already created a WebAssign account for this class, do not create another account. **Creating duplicate accounts may cause you to lose work you have already completed.** If you are having problems logging in, you may [contact WebAssign for assistance](#) or [reset your password](#) online.

I already have a WebAssign account.

Continue

Cancel

Enter New Account Information

- Enter the required information.
- Click **Create My Account**.

Required fields are marked with an asterisk (*).

Preferred Username *
Your username may contain letters, numbers, and the following characters: underscore (_), hyphen (-), period (.)

Institution Code **webassign**

Choose a Password *

Re-Enter Password *
Passwords are case-sensitive.

Required fields are marked with an asterisk (*).

First Name *


Last Name *

E-mail Address *

Student ID Number

Remember Your Login!

- After clicking **Create My Account**, a confirmation page is displayed.

 Your account has been created.

Review your information below. You will need it for logging into WebAssign.

Username: student_example

Institution code: webassign

Password: *(hidden)*

Log in now

- Remember your username and password.
- Click **Log in now**.

How Do I Pay for WebAssign?

After logging in, you might see a notice that shows grace period information and payment options.

- To register, enter a code number if you have an Access Code card (if you purchased a book in the bookstore it came with a code)
- If you do not have an Access Code card, you can buy an Access Code online through WebAssign with a credit card.
- You can go to Cengage Brain to purchase an Access Code (it will be mailed to you) at <http://www.cengagebrain.com/shop/isbn/978-0-538-49790-9#whatsEbookBodyFocus>
 - You can also purchase other resources through this website at discounted prices
- After the grace period ends, you will see payment options. You must enter an Access Code to continue.

Payment/Code Registration Screen

WebAssign

Thursday, May 20, 2010 03:15 PM EDT

Logged in as cjdavis@webassign

[Log out](#)

[Home](#) | [My Assignments](#) | [Grades](#) | [Communication](#) | [Calendar](#) | [My eBooks](#)

[Notifications](#) | [Guide](#) | [Help](#) | [My Options](#)

PHY 101 Lab 2, Spring 2010


[Home](#)

Charles Davis

Instructor: Dr. Sharon Martin

WebAssign University

WebAssign Notices

 According to our records you have not yet redeemed an access code for this class or purchased access online.

The grace period will end Monday, May 31, 2010 at 12:00 AM EDT. After that date you will no longer be able to see your WebAssign assignments or grades, until you enter an access code or purchase access online.

I would like to:

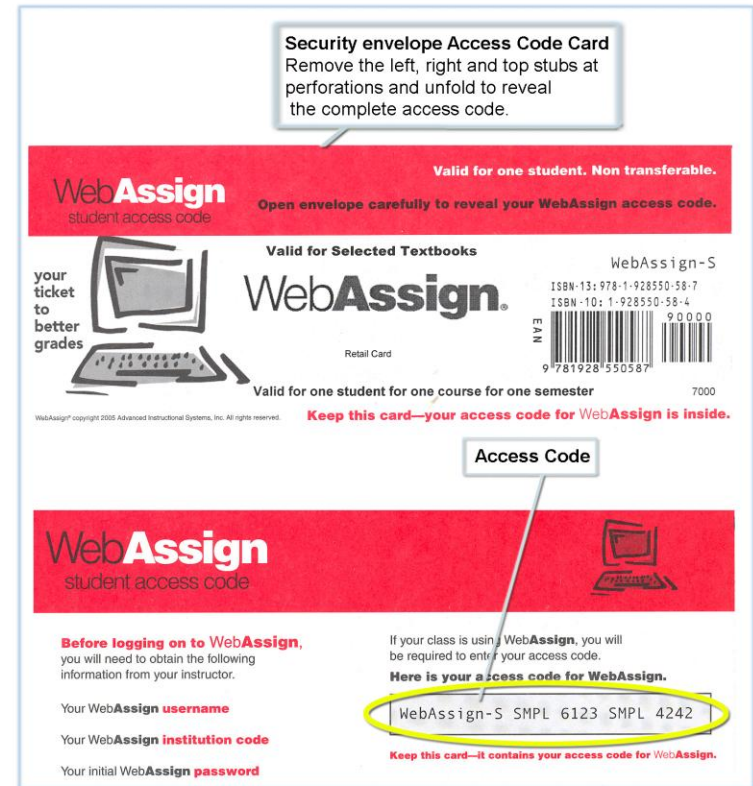
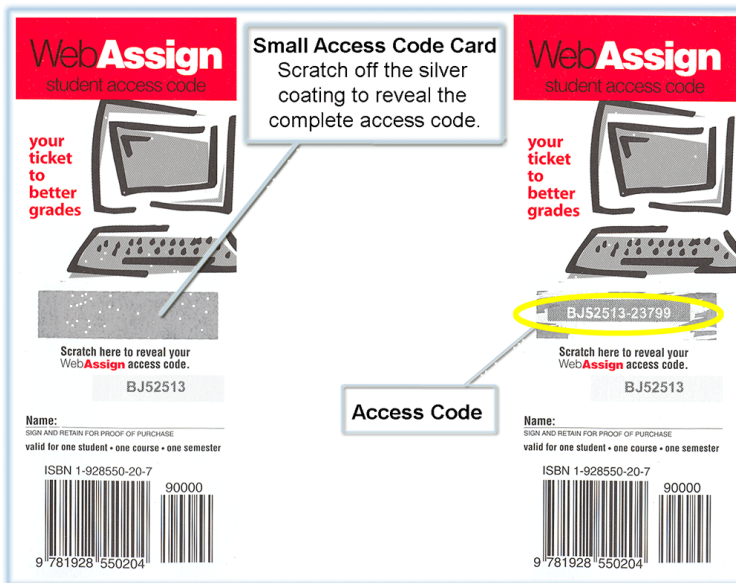
- purchase access online
- enter an access code (purchased with textbook or from a bookstore)
- continue my trial period (10 days remaining)

[Continue](#)

What Does An Access Code Card Look Like?

Your access code card might look like this

or this



How Do I Reset My Password?

- Log in, then click **My Options** in the upper right corner.
 - Enter an email address if none is listed.
 - In **Change Password**, enter your new password, and then re-enter your new password for confirmation.
 - Enter your current password in the lower left corner.
 - Click **Save**.

Email Address

Change Password

New Password

Re-enter New Password

If you changed any information above, enter your current password and click Save.

Password

Save

I Forgot My Password!

- Click **Reset Password** on the Login page.

WebAssign Login

Welcome to WebAssign!

Use the username, institution, and password provided by your instructor or account representative.

Username

Institution [\(what's this?\)](#)

Password [\(Reset Password\)](#)

LOG IN → [\(Trouble Logging In?\)](#)

- You will need your username, institution code, and the email address for your account.
- Otherwise, ask your instructor to reset your password.

Student Guide

Links to the *WebAssign Student Guide* are available on your Login page and after logging in.

The *Student Guide* explains how to:

- Access and open assignments.
- Answer various types of questions.
- Ask your teacher for help.
- View scores and grades.
- Find additional resources.

Need Help?

- **Live Chat:** On the WebAssign Support page
- **Phone support:** (800) 955-8275, and then press **1**
- **E-mail support:** student_help@webassign.net

See the WebAssign Support page at www.webassign.net/user_support/student/ for Live Chat and support hours.